

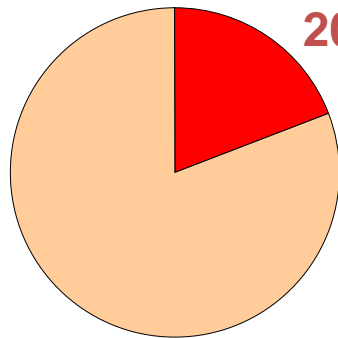


Gianni Onorato
President
Costa Crociere S.p.A.



43° Fonasba Meeting 2012 – Venice, October 12

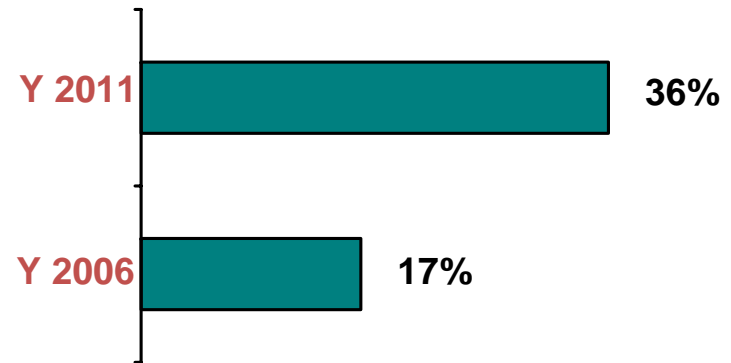
Cruise ships over 100,000 tons



20% over 100,000 tons

270 cruise ships in service

All berths available in the Med on post-Panamax ships



THE TOP 10 BIGGEST OF THE BIG

1.	Allure of the Seas	RCI	220,900 ton	6,296 ab
2.	Oasis of the Seas	RCI	220,900 ton	6,296 ab
3.	Freedom of the Seas	RCI	154,407 ton	4,375 ab
4.	Independence of the Seas	RCI	154,407 ton	4,375 ab
5.	Liberty of the Seas	RCI	154,407 ton	4,375 ab
6.	Norwegian Epic	NCL	153,000 ton	5,400 ab
7.	Queen Mary 2	CUN	148,528 ton	3,090 ab
8.	Explorer of the Seas	RCI	137,308 tons	3,840 ab
9.	Voyager of the Seas	RCI	137,280 tons	3,838 ab
10.	Adventure of the Seas	RCI	137,276 tons	3,838 ab

Costa's Fleet, Europe's largest fleet



Year	Ship	Capacity	Tonnage
Oct. 2014	NEW ORDER	4,928 AB	132,500 GT
2012	COSTA FASCINOSA	3,800 AB	114,500 GT
2011	COSTA FAVOLOSA	3,800 AB	114,500 GT
2009	COSTA PACIFICA	3,780 AB	114,500 GT
2007	COSTA SERENA	3,780 AB	114,500 GT
2004	COSTA MAGICA	3,470 AB	102,600 GT
2003	COSTA FORTUNA	3,470 AB	102,600 GT
<hr/>			
2012	COSTA neoROMANTICA	1,800 AB	56,000 GT
2011	COSTA VOYAGER	927 AB	24,400 GT
2010	COSTA DELIZIOSA	2,826 AB	92,600 GT
2009	COSTA LUMINOSA	2,826 AB	92,600 GT
2003	COSTA MEDITERRANEA	2,680 AB	85,700 GT
2000	COSTA ATLANTICA	2,680 AB	85,700 GT
1996	COSTA VICTORIA	2,394 AB	75,200 GT
1991	COSTA CLASSICA	1,680 AB	53,000 GT

**Over
100,000
tons**

**Under
100,000
tons**



**THE ONLY CRUISE FLEET
FLYING ITALIAN FLAG**



Big & Small Cruise Ships



BUILDING COST/LOWER BERTHS

Costa Favolosa
delivery June 2011
3,008 lower berths
114,500 tons

➔ €170,000 per lower berth

Seabourn Quest
delivery May 2011
450 lower berths
32,000 tons

➔ €407,000 per lower berth

FEATURES



COSTA FASCINOSA
114,500 tons
3,800 total berths

- 13 BARS
of which 1 Cognac&Cigar - 1 Coffee&Chocolate
- 5 RESTAURANTS
of which 1 Samsara & 1 Club Restaurant
- SAMSARA SPA – 6,000 m² and 103 cabins
- 4 SWIMMING POOLS
of which 2 with sliding roof - 1 with mega screen
- SHOPS - 410 m²
- THEATER on 3 decks
- CASINO – 720 m²
- DISCO
- 4D CINEMA
- GRAND PRIX CAR SIMULATOR
- GOLF SIMULATOR
- MONDO VIRTUALE
- ACQUA PARK



COSTA CLASSICA
53,500 tons
1,680 total berths

- 7 BARS
- 2 RESTAURANTS
- CARACALLA SPA – 640 m²
- 2 SWIMMING POOLS
- SHOPS – 228 m²
- THEATER on 2 decks
- CASINO – 560 m²
- DISCO





Decrease of Cruise Holidays Prices



JULY 2002
PRICE of a 7-DAY COSTA CRUISE
WEST MEDITERRANEAN

Starting from €1,150 per person

JULY 2013
PRICE of a 7-DAY COSTA CRUISE
WEST MEDITERRANEAN

Starting from €790 per person

- 30%

Costa Guests Customer Satisfaction



Overall Opinion Range 1/5
Total Guests

98%
satisfied or very
satisfied Guests



Source: Costa comment forms

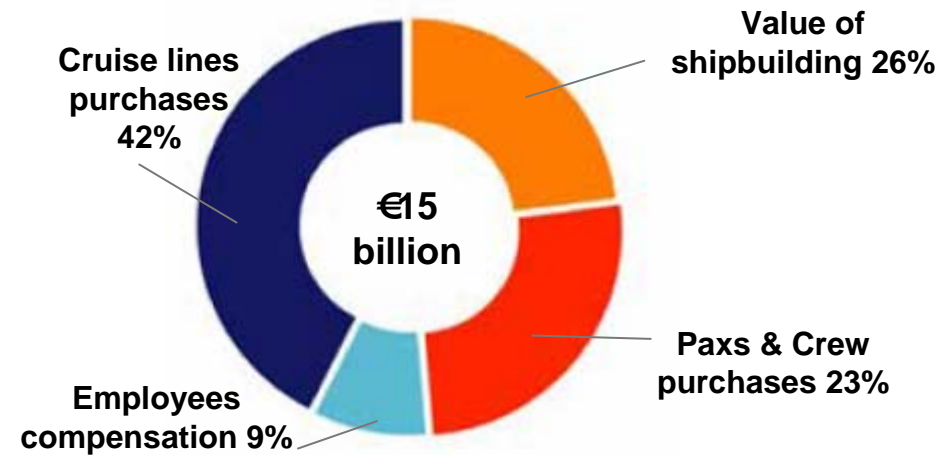


The Cruise Industry economic impact in Europe

Total Output Generated by Cruise Industry Expenditures in Europe



Direct Cruise Industry Expenditures in Europe 2011



Total Economic Impacts of the Cruise Sector by Countries 2011

Country	Direct Expenditures € Million	Growth from 2010	Total Jobs	Total Compensation € Million
Italy	€ 4,450	-1.9%	100,089	€ 3,043
UK	€ 2,830	10.2%	63,834	€ 2,332
Germany	€ 2,524	9.5%	39,238	€ 1,433
Spain	€ 1,298	9.4%	27,497	€ 834
France	€ 1,224	25.9%	16,009	€ 726
Top Five	€ 12,326	6.5%	246,667	€ 8,368
Rest of the EU+3	€ 2,631	-9.4%	68,833	€ 1,434
Total	€ 14,957	3.3%	315,500	€ 9,802

